



Introduction

Consider the state of the stock market over the past 25-35 years...

...Now imagine if over the past 5 worst period declines for stocks since 1987, you could make positive returns in your investment portfolio...

...Or imagine if your investments could outperform stocks during the most critical events of the last 4 decades...

As we continue, I will validate these findings and hopefully pique your interest regarding the use of Managed Futures in your portfolio.



What are Managed Futures?

Managed Futures is an investment class that may provide the opportunity for diversification not typically available in traditional stock and bond portfolios and used by investors seeking to diversify their portfolios for more than thirty years.

The Managed Futures industry is comprised of professional money managers known as Commodity Trading Advisors (“CTAs”) who trade on behalf of investors using their own unique trading system usually through analysis of fundamental or technical factors.

Generally, a CTA takes a market position when, in their opinion, the potential for profit outweighs the risk of the trade.

Each CTA must be registered as a Commodity Trading Advisor with the National Futures Association (“NFA”), the industry’s self-regulatory organization authorized by Congress in 1982, or the CTA must have filed an exemption with the NFA.



Professional Money Management

Commodity Trading Advisors may potentially offer investors benefits similar to those experienced with mutual funds and other investment advisors. These include:

1. Full-time commitment to the markets and their trading programs
2. A disciplined trading approach with risk management strategies that attempt to control losses and protect profits
3. Trading and risk management strategies that endeavor to balance risk with reward

Why Managed Futures?

A well-balanced managed futures portfolio can potentially provide a diversified global investment opportunity for investors. Managed Futures can potentially provide:

The Opportunity for Risk Reduction

The opportunity to reduce portfolio volatility risk.

Risk Reduction Opportunity

The Opportunity for Enhanced Return

The opportunity to enhance a portfolio's returns.

Enhanced Returns Opportunity

The Opportunity for Global Diversification

The opportunity to participate in global markets.

Global Diversification Opportunity

The Opportunity for Profit Potential

The opportunity to profit in both rising and failing markets.

Profit Potential Opportunity

The addition of managed futures to a client's portfolio does not mean that a portfolio will be profitable or that it will not experience substantial losses and that the studies conducted in the past may not be indicative of current time periods or of the performance of any individual CTA.



Risk Reduction through Diversification

Managed Futures offer the opportunity to reduce the volatility risk of a portfolio.

Modern Portfolio Theory was developed by the Nobel Prize winning economist Dr. Harry M. Markowitz.

Dr. Markowitz stated that diversifying across asset classes that have low to negative correlations have the potential to increase a portfolio's efficiency.

The goal is to decrease the portfolio's volatility risk.

Risk Reduction Benefit

Correlation of Asset Classes from January 2000 to December 2023			
Data provided by AutumnGold.com			
From Jan 2000 - Dec 2023	S&P 500 TR Index	Bond Index	AG CTA Index
S&P 500 TR Index	1.00	0.17	0.02
Bond Index	0.17	1.00	0.16
AG CTA Index	0.02	0.16	1.00

The S&P 500 TR Index is designed to reflect all sectors of the U.S. equity markets and includes 500 blue chip, large cap stocks, which together represent about 75% of the total U.S. equities market. The TR Index accounts for the reinvestment of dividends.

The Barclay's US Aggregate Bond Index is a broad-based benchmark that measures the investment grade, U.S. dollar-denominated, fixed-rate taxable bond market, including Treasuries, government-related and corporate securities, MBS, ABS, and CMBS.

Managed Futures are represented by the Autumn Gold CTA Index. The Autumn Gold CTA Index is comprised of the client performance of all CTA programs included in the AG database and does not represent the complete universe of CTAs.



Benefits of Enhanced Returns

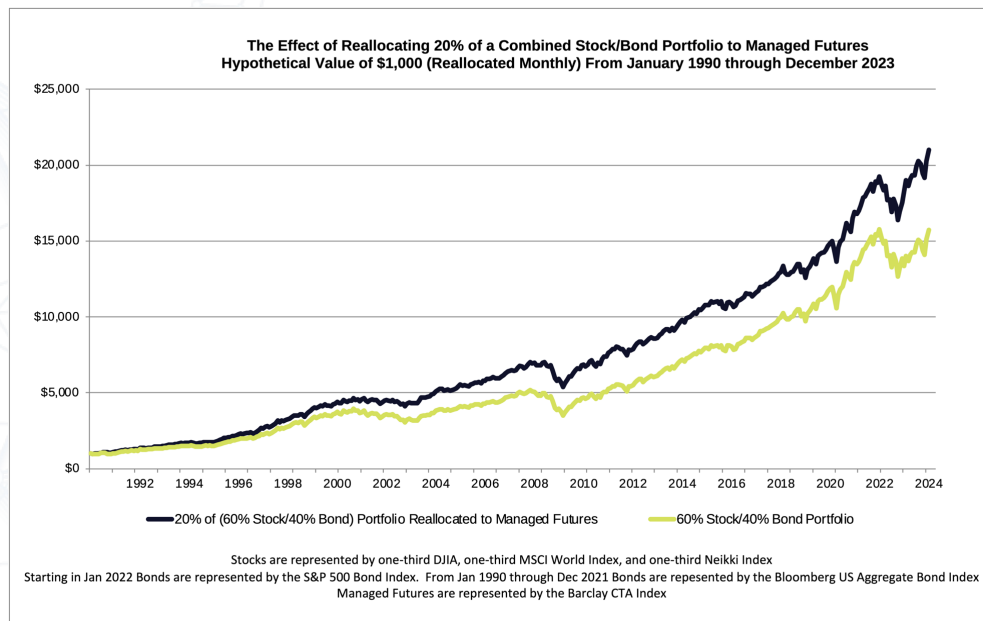
In 1983, Dr. John Linter¹ reported that as an independent investment, Managed Futures compared favorably with stocks and bonds. Dr. Linter found that...

“the combined portfolios of stocks (or stocks and bonds) after including judicious investments in leveraged managed futures accounts show substantially less risk at every possible level of expected return than portfolios of stocks (or stocks and bonds) alone.”

¹Dr. John Linter, “The Potential Role of Managed Commodity-Financial Futures Accounts in Portfolios of Stocks and Bonds” (Harvard University, 1983)

Benefits of Enhanced Returns

Dr. Lintner's findings continue to be relevant. We can see from the chart below that there is a measured increase in return by adding Managed Futures to a traditional stock/bond portfolio.



Stocks are represented by the S&P 500 Total Return Index from December 1990 to the end of Data and by the S&P 500 Price Index adjusted for dividends from January 1990 through November 1990. The S&P 500 indices are designed to reflect all sectors of the U.S. equity markets. The S&P 500 includes 500 blue chip, large cap stocks, which together represent about 75% of the total U.S. equities market. Companies eligible for addition to the S&P 500 have market capitalization of at least US\$3.5 billion. The TR Index accounts for the reinvestment of dividends.

From 1990 to 2021 bonds are represented by the Barclay's US Aggregate Bond Index. Performance from 2022 is represented by the The S&P 500® Bond Index. The U.S. Aggregate Bond Index is a broad-based benchmark. The S&P 500® Bond Index is designed to be a corporate-bond counterpart to the S&P 500, which is widely regarded as the best single gauge of large-cap U.S. equities. Market value-weighted, the index seeks to measure the performance of U.S. corporate debt issued by constituents in the iconic S&P 500.

Managed Futures are represented by the Autumn Gold CTA Index. The Autumn Gold CTA Index is comprised of the client performance of all CTA programs included in the AG database and does not represent the complete universe of CTAs.

Benefits – Global Diversification

Today's commodity Trading Advisors have the opportunity to trade a variety of global instruments including:

Energy



Index Futures



Metals

(base & precious)



Softs



Agriculture



Currencies



Interest Rates



Livestock

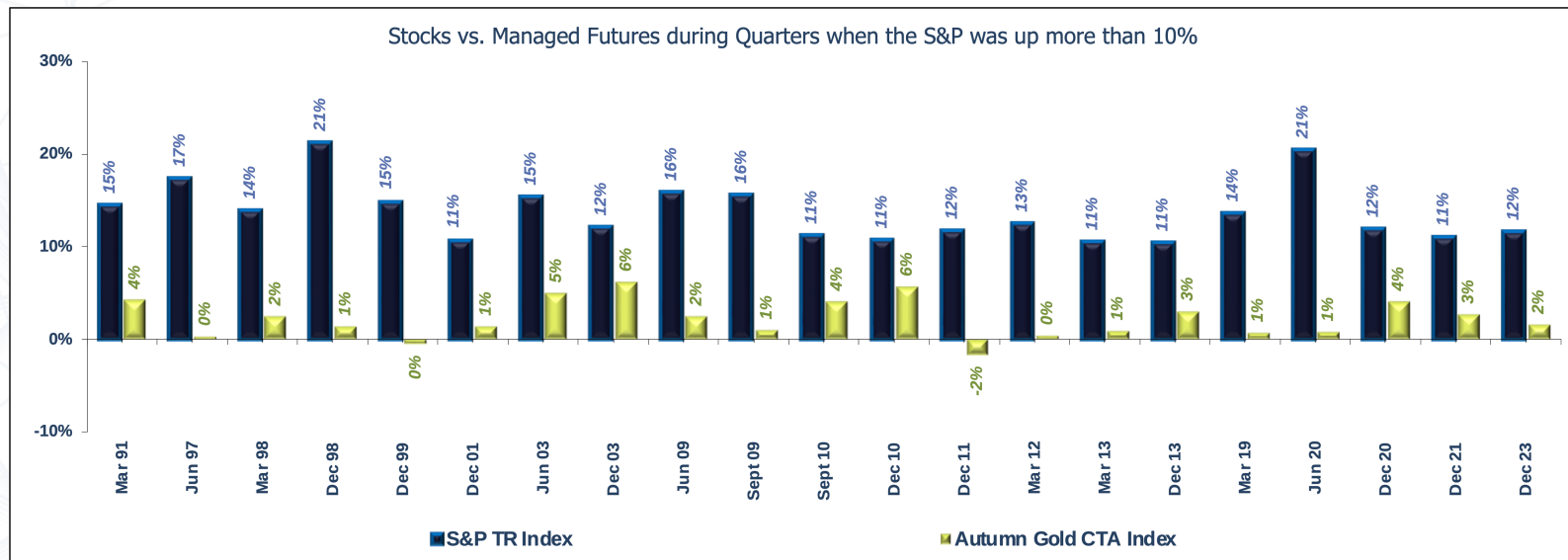


Profit Potential In A Rising Market

Return Comparisons During Gaining Periods in the Stock Market

The chart below demonstrates how the Autumn Gold CTA Index* performed during periods when the S&P 500 TR Index experienced quarterly gains greater than 10%. The chart demonstrates that the Autumn Gold CTA index produced gains or minimal losses during periods when the S&P 500 TR Index incurred quarterly gains in excess of 10%. In every instance, when the S&P 500 TR Index incurred these gains, the Autumn Gold CTA index produced positive return or losses less than 2%.

CTA return during periods when the S&P gained more than 10% in a quarter. Jan 1990 – Dec 2023



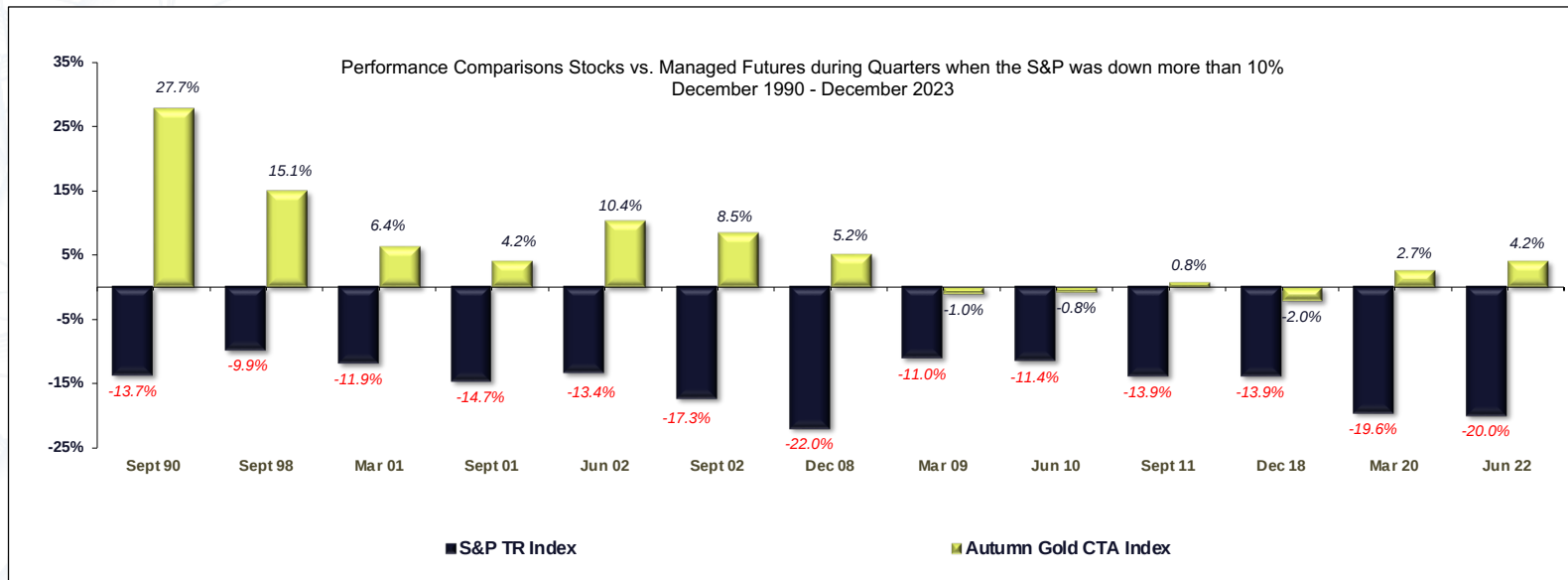
* The Autumn Gold CTA Index is comprised of the client performance of all CTA programs included in the AG database and does not represent the complete universe of CTAs.

Profit Potential In A Falling Market

Return Comparisons During Gaining Periods in the Stock Market

The chart below demonstrates how the Autumn Gold CTA Index* performed during periods when the S&P 500 TR Index experienced quarterly losses greater than 10%. The chart demonstrates that the Autumn Gold CTA Index outperformed the S&P 500 TR Index during periods when the A&P 500 TR Index incurred quarterly losses in excess of 10%. In every instance, when the S&P 500 TR Index incurred these losses, the Autumn Gold CTA index produced positive returns or losses less than 2%.

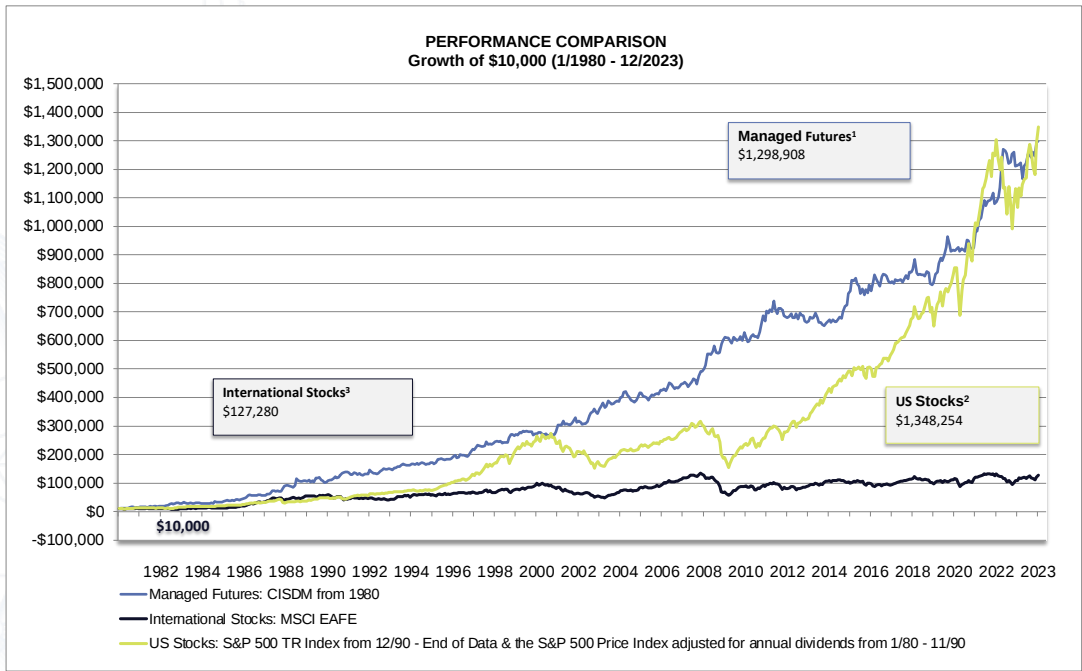
CTA return during periods when the S&P lost more than 10% in a quarter. Jan 1990 – Dec 2023



Note that the last quarter that the S&P was down more than 10% was in June 2022

* The Autumn Gold CTA Index is comprised of the client performance of all CTA programs included in the AG database and does not represent the complete universe of CTAs.

Asset Class Performance Comparisons



The Chart represents the Growth of \$10,000 invested in Managed Futures, US Stocks and International Stocks from January 1980.

It is not possible to directly invest in these indices and their returns do not reflect the fees and expenses inherent in investing in a vehicle designed to replicate a particular index.

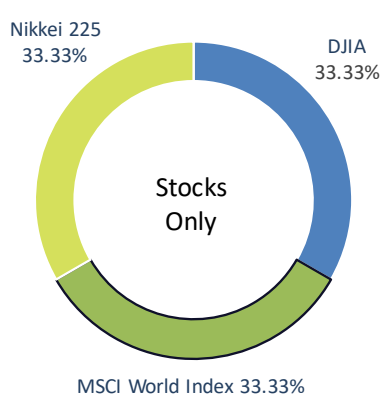
The addition of managed futures to a client's portfolio does not mean that a portfolio will be profitable or that it will not experience substantial losses and that the studies conducted in the past may not be indicative of current time periods or of the performance of any individual CTA.

Managed Futures vs. U.S. Stocks vs. International Stocks Jan 1980 – Dec 2023

Stock Only vs. Diversified Portfolio

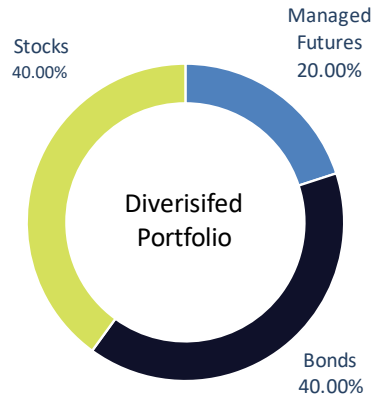
Comparison of a Stock Only vs. Diversified Portfolio Jan 1990 – Dec 2023

Comparisons of a Stock Only Vs. a Diversified Portfolio January 1990 - December 2023



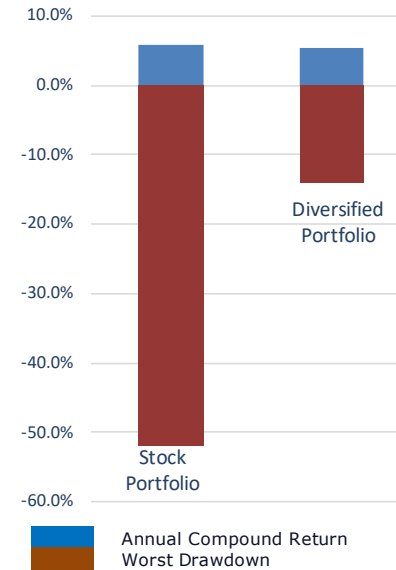
Correlations

Dow - Nikkei	0.53
Dow - MSCI World	0.89
MSCI World - Nikkei	0.69



Correlations

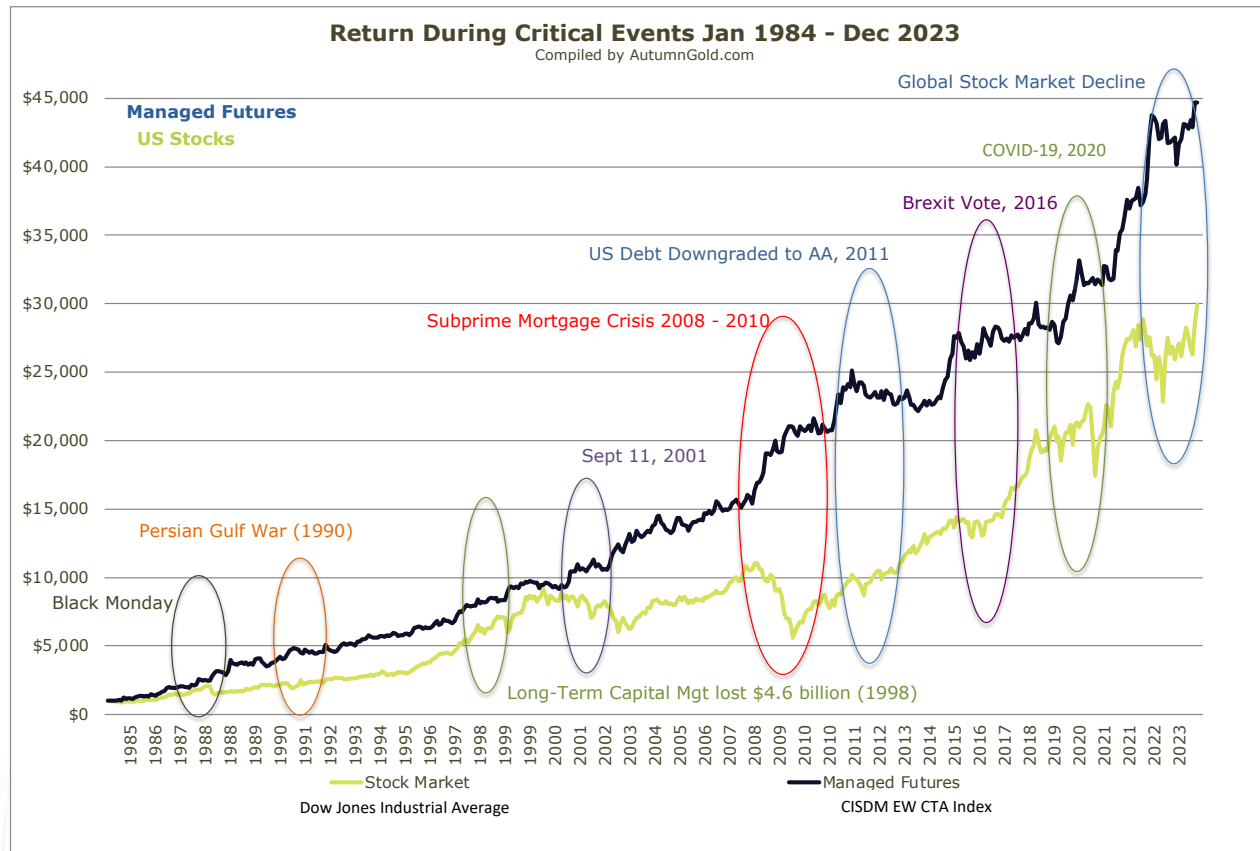
Stocks - Managed Futures	-0.09
Managed Futures - Bonds	0.13
Bonds - Stock	0.14



The Barclay CTA Index is a leading industry benchmark of representative performance of commodity trading advisors. There are currently 510 programs included in the calculation of the Barclay CTA Index for 2021. The Index is equally weighted and rebalanced at the beginning of each year. **Please note that the Barclay's CTA Index does not contain the complete universe of CTAs.**

Bonds are represented by the Bloomberg Barclay's US Aggregate Bond Index. The U.S. Aggregate Bond Index is a broad-based benchmark that measures the investment grade, U.S. dollar-denominated, fixed-rate taxable bond market, including Treasuries, government-related and corporate securities, MBS (agency fixed-rate and hybrid ARM pass-throughs), ABS, and CMBS. The U.S. Aggregate Index was created in 1986.

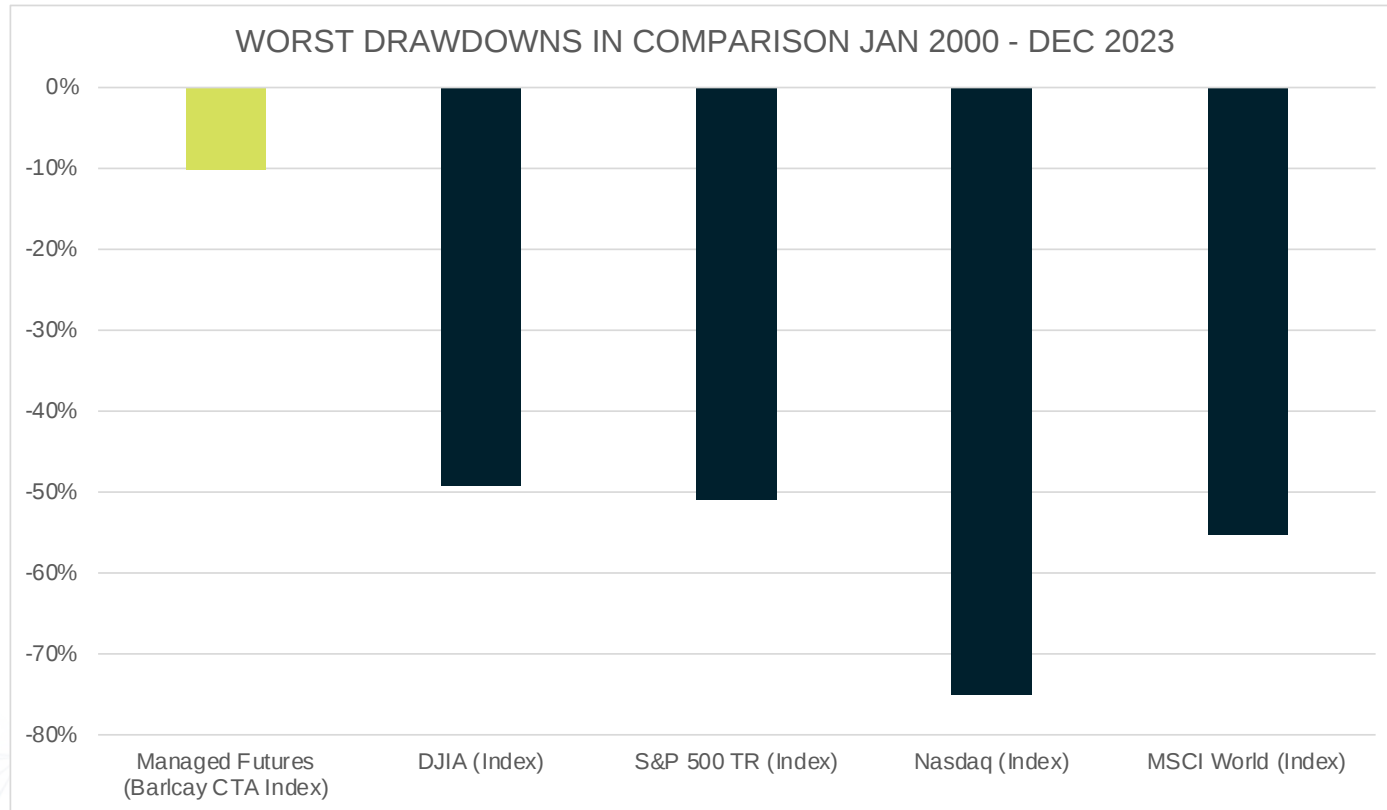
Return During Critical Events



The Dow Jones Industrial Average is a price-weighted average of 30 blue-chip stocks that are generally the leaders in their industry. It has been a widely followed indicator of the stock market since October 1, 1928.

Managed Futures is represented by the CISDM Equal Weighted CTA Index, an equal weighted index of CTAs maintained by The Center for International Securities and Derivatives Markets at the University of Massachusetts Amherst. It reflects the average performance of Commodity Trading Advisors reporting to the CISDM Hedge Fund/CTA Database. Each CTA must have at least \$500,000 under management and at least a 12-month track record. Please note that the CISDM Equal Weighted CTA Index does not contain the complete universe of CTAs.

Comparisons of Worst Drawdowns*



Managed Futures: Managed Futures are represented by The Barclay CTA Index is a leading industry benchmark of representative performance of commodity trading advisors. There are currently 416 programs included in the calculation of the Barclay CTA Index for 2021. The Index is equally weighted and rebalanced at the beginning of each year.

*A drawdown is the peak-to-trough decline during a specific recorded period of an investment, fund or commodity security. A drawdown is usually quoted as the percentage between the peak and the subsequent trough. Those tracking the entity measure from the time a retrenchment begins to when it reaches a new high.



Harvard University boasts the largest endowment fund of any institution in the world. But did you know that commodity and financial futures-related instruments are regularly included in their portfolio? **Jack Meyer, the former chief executive of the Harvard endowment fund, once said:**

“Holding managed futures offers protection against the ups and downs of stocks and bonds; they're the most diversifying asset in the portfolio. The benefits of diversification are indisputable; diversification rules. It's powerful, and our portfolio is a good deal less risky [with commodities] than with only the S&P 500.”



What is a Managed Futures Account?

A Managed Futures account, also known as a Single Managed Account (“SMA”) is an individual account opened in the customer’s name at a Futures Commission Merchant (“FCM”).

Limited Power of Attorney is assigned to one CTA who makes all of the trading decisions in a customer account. This Power of Attorney may be withdrawn at any time.

Investors may be able to diversify their portfolio by opening individual SMAs with a variety of different CTAs.

Customers have full transparency and are able to view their accounts in real-time through an online portal.

The Straits Managed Futures Account



Straits Financial

STRAITS FINANCIAL CUSTOMER PORTAL GUIDE TO
HOW TO REQUEST FUNDS FROM ACH/WIRE ACCOUNT OR BY CHECK

For the protection of our customers, requesting funds via ACH, wire, or check is now securely within the Customer Portal. ACH and wire accounts already set up are ready for you to request funds from on push funds to. Please follow the steps below to get started (skip to step 5 for checks).

- 1 First, determine the type of account you wish to use and navigate to the ACH or Wire section of the portal on the left side menu accordingly.
- 2 Next, from the drop down menu (of either section) choose the Accounts section.
- 3 Once you have set up accounts in the portal, they'll be listed on this page. Determine which account your request is for, and click request.
- 4 Finally, fill out the form with applicable information for your request. A confirmation will be sent to you via email and your broker, as well as our team, will review the details of your request. As soon as your request has been approved (or declined) you will receive another email notification. Check the status of your request anytime by navigating back to the account requests list section.
- 5 Check requests are very similar, just navigate to the Check Requests section of the portal on the left side menu.
- 6 Once on the check requests page click 'create new request'.
- 7 Finally, fill out the form with applicable information for your request. A confirmation will be sent to you via email and your broker, as well as our team, will review the details of your request. As soon as your request has been approved (or declined) you will receive another email notification. Check the status of your request anytime by navigating back to the check requests section.

Still having trouble? No problem, we are happy to help.

[CLICK HERE >](#)

Once a client has opened a Straits Financial Managed Futures Account, they have access to Straits Financial Customer Portal. The Customer Portal will be the central location for all account needs and additional resources including:

- Secure access to account statements and balances—access current and historical account statements online and view account balances from the secure portal.
- Submit ACH, check, and wire requests online—use our convenient and secure form to request funds instead of email, and view request status in real time online.
- Trade movement requests—complete requests online quickly and easily, replacing emailed requests.
- Access to online application information—if a customer completed a futures account application online, they'll be able to access their original account documents, or process a new account application.
- Market research and information (coming soon)—premium market information will also be available within the portal, exclusively to Straits Financial customers.

Michael A. DeRose

Senior Vice President/Director, Managed Futures Division

The Straits Financial LLC Managed Futures Division is managed by Michael A. DeRose. With close to 25 years in the professionally managed futures and alternatives industry, Mr. DeRose has directed the growth of over \$1 billion USD for managed futures programs.

As Director, Mr. DeRose's responsibilities include the development and marketing of all strategies and supervision of professionally managed futures products in the US and internationally. Mr. DeRose is a registered member of the CFTC/NFA with expertise in the development and implementation of strategies or portfolios of strategies involving professionally-managed futures and top-ranking emerging managers to provide diversification for retail and institutional investors as well as family offices. Mr. DeRose has decades of experience in the use of leverage managed futures strategies and commodity-related products as means of providing non-correlated or low-correlated asset classes to investment portfolios while lowering overall portfolio risk, enhancing returns, and utilizing volatility in any market environment. Mr. DeRose has broad-based experience and expertise in constructing businesses relating to Unified Managed Accounts (UMAs) and alternative investments such as hedge funds, managed futures funds, and individually-managed accounts.



Contact Us

Straits Financial LLC

Managed Futures Division
311 S. Wacker Drive, Suite 980, Chicago, IL 60606

USA: Financial District ~ New York City ~ Chicago
International: Singapore ~ Shanghai ~ Jakarta ~ Dubai

Telephone: Chicago 1-312-668-8217 ~ NYC 212-600-2694 ~ Fax 212-600-2885
Email address: ManagedFutures@StraitsFinancial.com
Website address: www.straitsfinancial.com

DISCLAIMER: The risk of loss in trading commodities can be substantial. You should therefore carefully consider whether such trading is suitable for you in light of your financial condition. The high degree of leverage that is often obtainable in commodity trading can work against you as well as for you. The use of leverage can lead to large losses as well as gains.

In some cases, managed commodity accounts are subject to substantial charges for management and advisory fees. It may be necessary for those accounts that are subject to these charges to make substantial trading profits to avoid depletion or exhaustion of their assets. The disclosure document contains a complete description of the principal risk factors and each fee to be charged to your account by the Commodity Trading Advisor ("CTA").

The regulations of the Commodity Futures Trading Commission ("CFTC") require that prospective customers of a CTA receive a disclosure document when they are solicited to enter into an agreement whereby the CTA will direct or guide the client's commodity interest trading and that certain risk factors be highlighted. This brief statement cannot disclose all of the risks and other significant aspects of the commodity markets. Therefore, you should proceed directly to the disclosure document and study it carefully to determine whether such trading is appropriate for you in light of your financial condition. You may also request delivery of a hard copy of the disclosure document, which will also be provided to you at no additional cost. The CFTC has not passed upon the merits of participating in any of these trading programs nor on the adequacy of accuracy of any of these disclosure documents.

Other disclosure statements are required to be provided to you before a commodity account may be opened for you. Additional disclosure required for administrative fees. A complete discussion of fees and charges are reported in the CTA's disclosure document.

Trading futures and options involves substantial risk of loss no matter who is managing your money and is not suitable for all investors. Past performance is not necessarily indicative of future results. This matter is intended as a solicitation.